

**RESOLUTION NO. JR-009-2026**

**A JOINT RESOLUTION OF THE LAFAYETTE CITY COUNCIL AND THE LAFAYETTE PARISH COUNCIL APPROVING AND ADOPTING A NATIVE LANDSCAPING GUIDE FOR PUBLIC SPACES WITHIN THE CITY OF LAFAYETTE AND LAFAYETTE PARISH**

**BE IT RESOLVED** by the Lafayette City Council and Lafayette Parish Council, that:

**WHEREAS**, the Lafayette City-Parish Planning Commission adopted Resolution No. R-2014-01, approving and adopting PlanLafayette as Lafayette’s comprehensive plan; and

**WHEREAS**, the Lafayette City-Parish Council adopted Resolution No. R-026-2014 endorsing the Lafayette City-Parish Planning Commission’s action regarding PlanLafayette; and

**WHEREAS**, PlanLafayette recommends the protection and increase of tree canopy, landscaping, and promoting green spaces in public spaces and capital improvement projects; and

**WHEREAS**, native plants support local ecosystems, biodiversity, long-term maintenance cost and less irrigation, fertilizer and treatments; and

**WHEREAS**, trees and green landscaping areas provide public benefits, shade, stormwater absorption, improve air quality, aesthetic enhancement, and quality of life for residents; and

**WHEREAS**, a native landscaping guide incorporates the “Right tree, Right place” principle, taking into site specific consideration, overhead powerlines, underground utilities, drainage system and surrounding infrastructure; and

**WHEREAS**, adopting a standard native landscaping guide will provide clear direction to engineers, landscaping architects, contractors and staff involved in the planning, design and implementation of public projects.

**NOW, THEREFORE, BE IT FURTHER RESOLVED** by the Lafayette City Council and the Lafayette Parish Council, that:

**SECTION 1:** All of the aforescribed “Whereas” clauses are adopted as part of this resolution.

**SECTION 2:** The Lafayette Native Landscaping Guide, attached hereto as Exhibit “A”, is here by approved and adopted official guidance for landscaping and tree selection on applicable public projects commenced by Lafayette Consolidated Government.

**SECTION 3:** All relevant departments shall reference and utilize the adopted guide when selecting plants for landscaping installed in public parks, rights-of-way, streetscape projects, drainage projects, public facilities, and other capital improvement projects undertaken by Lafayette Consolidated Government.

**SECTION 4:** Departments may deviate from the guide where site conditions, infrastructure conflicts, or project constraints warrant, provided that the intent of prioritizing native and resilient plantings is maintained where practicable at a target of 75% native species.

**SECTION 5:** The native landscaping guide is to reflect best practices for all departments and contractors, incorporating the “Right Tree, Right Place” principle in public spaces and public projects.

**SECTION 6:** The document title “Lafayette Native Landscaping Guide” as found in Exhibit A, a copy of which is attached hereto and made a part hereof.

**SECTION 7:** The guide may be updated periodically by Lafayette Consolidated Government staff to reflect evolving best practices in urban forestry, landscaping, and environmental resilience.

**SECTION 8:** All resolutions, or parts thereof, in conflict herewith are hereby repealed.

This resolution having been submitted to a vote, the vote on behalf of the Lafayette City Council thereon was as follows:

YEAS:

NAYS:

ABSENT:

ABSTAIN:

This resolution having been submitted to a vote, the vote on behalf of the Lafayette Parish Council thereon was as follows:

YEAS:

NAYS:

ABSENT:

ABSTAIN:

AND the resolution was declared adopted on this, the \_\_\_\_\_ day of \_\_\_\_\_, 2026.

---

JOSEPH GORDON-WILTZ  
LAFAYETTE CLERK OF THE COUNCIL

**EXHIBIT A**



# **Lafayette Native Landscaping Guide**

**NATIVE SPECIES  
PLANTING PALETTE**



Prepared for Lafayette  
Consolidated Government  
by  
Tree Amis, LLC

Special thanks to the  
**Acadiana Native Plant Project**  
for input on this document.

TREE AMIS, LLC  
Abbie Justice Acosta  
ISA Certified Arborist #SO-10801A  
LA Arborist Licensed #25-2782  
Tree Risk Assessment Qualified  
[abbie@treeamis.org](mailto:abbie@treeamis.org)  
337-356-9644



# Native Plant Communities

Landscaping with **native plants**—those naturally adapted to a region's soils, climate, and ecological conditions—offers one of the most effective ways to restore balance between the built and natural environments. Native plantings help cities thrive by supporting biodiversity, conserving resources, and creating healthier, more livable spaces for people and wildlife alike.

Native species are **uniquely suited to local conditions**, requiring less irrigation, fertilizer, and maintenance than many exotic ornamentals. Their deep-rooting systems improve soil structure, enhance stormwater infiltration, and reduce runoff—key benefits in cities prone to flooding or heat stress. In addition, native landscapes provide essential habitat and food sources for pollinators, songbirds, and other urban wildlife, helping to reconnect fragmented ecosystems within the urban matrix.

Beyond ecological function, native plantings contribute to the **character and identity of a place**. They reflect the natural heritage of a region, fostering a sense of belonging and stewardship among residents. When thoughtfully integrated into parks, streetscapes, greenspaces, and private property, native plantings can transform the urban environment into a more resilient, vibrant, and regenerative system.

Landscaping with native plants is not simply an aesthetic choice—it is a **critical strategy for urban sustainability** and climate adaptation. As cities continue to expand development and urban areas grow denser, the need for resilient landscapes is vital. By choosing native vegetation, cities can conserve water, reduce maintenance costs, support biodiversity, and enhance the overall well-being of their communities.



# Planting for Success

Thoughtful planning and proper installation are essential to creating healthy, resilient landscapes. The following principles support long-term success for native and adapted plantings in urban environments.

## 01 Species Selection

Choose the right plants for the right place. Consider mature size, sun and shade exposure, soil type, moisture levels, and site constraints. Prioritize native and climate-adapted species suited to local conditions and intended landscape function.

## 02 Plant Sourcing

Source plants from local or regional nurseries when possible. Select healthy plant material with well-developed root systems, appropriate sizing, and no signs of disease. Locally grown plants are often better adapted to regional soils and climate.

## 03 Proper Installation

Prepare soil appropriately and install plants at the correct depth, ensuring root flares or crowns are not buried. Loosen circling roots, backfill with native soil where feasible, and water thoroughly after planting to eliminate air pockets.

## 04

### Dress for Success

Apply organic mulch or compost evenly at a 2–4 inch depth, keeping away from stems and trunks. Mulch improves soil health, moderates temperature, suppresses weeds, and retains soil moisture – it should be refreshed annually.

## 05

### Landscape Protection

Protect new plantings from foot traffic, lawn equipment, and maintenance impacts. Use clear edging signage, or protective barriers as needed to prevent damage and allow plants time to establish.

## 06

### Establishment Watering

Develop a watering plan to support establishment. Most new plantings require consistent moisture during the first growing season, with supplemental watering during drought. Adjust irrigation based on plant needs, soil conditions, and weather patterns.

# Native Species Ratio

## Target Ratio

70–85% native plants ; 15–30% non–native plants

Balances ecological resilience with operational, aesthetic, and infrastructure constraints.

### Trees

Target 70–80% native

Allow select non–native cultivars only when:

Native options are unavailable

Site constraints are severe

Species diversity rules (e.g., 10–20–30) are met

### Shrubs, Grasses, Perennials

Target 80–90% native

These layers drive most of the biodiversity and resilience gains

### Non-Natives should be:

Non-invasive

Low-water, low-input

Not ecologically disruptive

## Why this ratio works

### 1. Ecological resilience

Native plants:

- Support local pollinators, birds, and soil microbes
- Are adapted to local climate extremes (heat, drought, floods)
- Require less irrigation, fertilizer, and pesticide once established
- Increase food web stability, which improves resistance to pests and disease

Research consistently shows that functional ecosystem benefits increase sharply once native plant cover exceeds ~70%.

### 2. Climate and disturbance tolerance

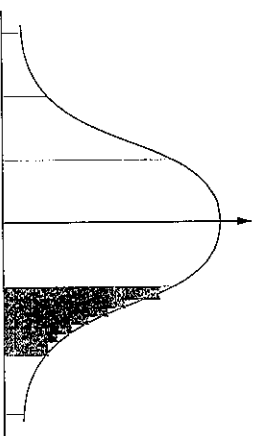
At 70–85% natives:

- Landscapes recover faster after heat waves, freeze events, or floods
- Failures are localized rather than system-wide
- Species diversity buffers against single-pest or pathogen collapse

### 3. Operational practicality

Retaining 15–30% non-native (non-invasive) species allows:

- Use of long-proven urban-tolerant plants
- Seasonal interest where native options are limited
- Compatibility with utilities, sightlines, and compacted soils
- Gradual transition from legacy landscapes





## **Plant Palette Examples**






# Plant Palette: Example 1

**Plant Palette:**  
A curated group of compatible native trees, shrubs, grasses, and perennials selected to work together under specific site conditions.

Common Name Species	Common Form	Trait Highlight
<b>Nuttall Oak</b> <i>Quercus texana</i>	Willow Oak Shumard Oak Southern Red Oak	 <p>Large shade tree highly adaptable to urban conditions.</p>
<b>Sweetbay Magnolia</b> <i>Magnolia virginiana</i>	'Evergreen' 'Green Shadow'	 <p>Slender tree available in small and medium varieties.</p>
<b>Wax Myrtle</b> <i>Myrica cerifera</i>	Dwarf Palmetto Inkberry Yaupon Holly	 <p>Tends to root sucker, used as a shrub or hedge. Beautiful blue berries.</p>
<b>Gulf Muhly</b> <i>Muhlenbergia capillaris</i>	Little Bluestem Bushy Bluestem American Beautyberry	 <p>An easy-to-grow grass. Full sunlight results in more color.</p>
<b>Blanket Flower</b> <i>Gaillardia</i>	Texas Coneflower Plains Coreopsis Obedient Plant	 <p>Varieties are popular in cultivation. Heat and drought tolerant.</p>
<b>Flowering/Leaf Loss</b>	Deciduous	
<b>Species Comments</b>		






# Plant Palette: Example 2

**Plant Palette:**  
A curated group of compatible native trees, shrubs, grasses, and perennials selected to work together under specific site conditions.

Common Name Species	Common Form	Trait Highlight
<b>Southern Live Oak</b> <i>Quercus virginiana</i>	Southern Magnolia Cherrybark Oak Baldcypress Semi-Evergreen	 <p>Magnificent shade tree for large areas with a broad spreading canopy.</p>
<b>Southern Sugar Maple</b> <i>Acer floridanum</i>	Sweetbay Magnolia Black Tupelo Deciduous	 <p>Good in hurricane-prone areas due to its strong limbs and smaller size.</p>
<b>Dahoon Holly</b> <i>Ilex cassine</i>	Red bay Possumhaw Holly Mayhaw Evergreen	 <p>Relatively pest and disease-free with naturally formal shape.</p>
<b>Rattlesnake Master</b> <i>Eryngium yuccifolium</i>	Gull Muthly Louisiana Iris American Beautyberry May-August	 <p>Works well in small groups and adapts to many soil types.</p>
<b>Southern Shield Fern</b> <i>Dryopteris ludoviciana</i>	Cherokee Sedge Frogfruit Evergreen	 <p>Versatile plant best used in shady, moist landscapes.</p>

# Plant Palette: Example 3


**Plant Palette:**  
A curated group of compatible native trees, shrubs, grasses, and perennials selected to work together under specific site conditions.

Common Name Species	Swamp Chestnut Oak <i>Quercus michauxii</i>	River Birch <i>Betula nigra</i>	Buttonbush <i>Cephalanthus occidentalis</i>	Louisiana Iris <i>Iris spp.</i>	Purple Coneflower <i>Echinacea purpurea</i>
Cultivars & Alternatives	Swamp White Oak Cherrybark Oak Willow Oak	'Heritage' American Beech Sweetbay Magnolia	Turk's Cap American Beauty/berry Mayhaw	Scarlett Sage Rattlesnake Master Texas Coneflower	Obedient Plant Black-eyed Susan Plains Coreopsis
Flowering/ Leaf Loss	Deciduous	Deciduous	Deciduous	March - May	April-September
Species Comments	Adaptable for urban conditions. Makes a great shade tree.	The most culturally adaptable and heat tolerant of the birches.	Adaptable to many soils. Tolerant of heat and soil compaction.	Native iris species and their hybrids, known for beauty and reliability.	Showy, easily grown garden plant with many available varieties.
Common Form					
Trait Highlight					



# **Native Landscaping Recommendations**

# Species Selection: Green Groundcovers

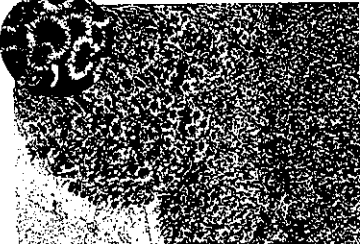











Common Name Species	Height	Leaf Loss	Comments	Common Form	Trait Highlight
<b>Southern Shield Fern</b> <i>Dryopteris ludoviciana</i>	2-4ft tall	Evergreen	Versatile plant best used in shady, moist landscapes.		
<b>Buffalograss</b> <i>Bouteloua doctyloides</i>	4-8" tall	Semi-evergreen	Suitable for lawn use, drought tolerant and widely available.		
<b>Leavenworth's Sedge</b> <i>Carex leavenworthii</i>	6" - 16" tall	Semi-evergreen	Adaptable clumping sedge. Heat and drought tolerant once established.		
<b>Frogfruit</b> <i>Phyllanodiflora</i>	3-6" tall	Semi-evergreen	Flowering groundcover that spreads vigorously.		
<b>Cherokee Sedge</b> <i>Carex cherokeensis</i>	1-2ft tall	Evergreen	Clumping plant, grows best in moist soils and shade to full sun.		


# Species Selection: Flowering Perennials

Height Level




Common Name Species	Blanket Flower <i>Gaillardia pulchella</i>	Coreopsis Sp.	Wild Bergamot <i>Monarda fistulosa</i>	Purple Coneflower <i>Echinacea purpurea</i>	Black-eyed Susan <i>Rudbeckia hirta</i>
Height	1.5-2ft tall	1-2ft tall	2-5ft tall	2-4ft tall	1-2ft tall
Flowers	May - August	April - June	May - September	April - September	June - October
Comments	Varieties are popular in cultivation. Heat and drought tolerant.	Varieties available. Grows in small clumps but forms extensive colonies.	Popular and showy perennial with available cultivars.	Showy, easily grown garden plant with many available varieties.	Fast growing plant with numerous cultivars available.
Common Form					
Trait Highlight					

# Species Selection: Vertical Interest



Common Name Species	Common Form	Flowering	Height	Comments	Trait Highlight
<b>Rattlesnake Master</b> <i>Carex cherokeensis</i>		May–August	Up to 6ft tall	Works well planted in small groups and adapts well to many soil types.	
<b>Louisiana Iris</b> Iris spp.		March–May	2–6ft tall	A group of native iris species and their hybrids, known for their beauty and reliability.	
<b>Scarlet Sage</b> <i>Salvia coccinea</i>		February–October	1–3ft tall	A continuous bloomer and showy perennial with many available cultivars.	
<b>Giant Coneflower</b> <i>Rudbeckia maxima</i>		July–September	Up to 7ft tall	An easy-going plant that tolerates light shade, heat, some drought.	
<b>Obedient Plant</b> <i>Physostegia virginiana</i>		August–November	Up to 5ft tall	Adaptable and tolerates drought and poor drainage. Easy to establish.	

# Species Selection: Bushy Grasses



**Common Name**  
Species

**Little Bluestem**  
*Setozachyrium scoparium*

**Gulf Muhly**  
*Muhlenbergia capillaris*

**Eastern Gamagrass**  
*Tripsacum dactyloides*

**Switchgrass**  
*Panicum virgatum*

**Bushy Bluestem**  
*Andropogon glomeratus*

**Height**

2-5ft

2-5ft

Up to 8ft tall

3-6ft tall

2-6ft

**Flowering**

June-December

October-November

April-June

August-November

August-November

**Species Comments**

Bunching grass with interesting color in the spring and winter.



An easy-to-grow grass. Full sunlight results in more color.

Bunching grass known for its deep roots and low water needs.

Adaptable clumping grass for a wide range of sites.


Clump-forming grass with interesting summer and winter foliage.











**Typical Form**



**Trait Highlight**

# Species Selection: Shrub-Like Understories



Common Name Species	Height	Leaf Loss	Species Comments	Typical Form	Trait Highlight
<b>Dwarf Palmetto</b> <i>Sabal minor</i>	5-10ft tall	Evergreen	Very adaptable once established and does well as a specimen in understory plantings.		
<b>American Beautyberry</b> <i>Callicarpa americana</i>	3-6ft tall	Deciduous	Large understory shrub with loose and graceful arching form, fruiting in the fall and winter.		
<b>Turk's Cap</b> <i>Madroenicus arborescens</i> var. <i>drummondii</i>	2-8ft tall	Deciduous	Best as an understory shrub, can tolerate full sun. Red flowers in summer and fall.		
<b>Inkberry</b> <i>Ilex glabra</i>	6-12ft	Evergreen	A colony-forming shrub with multiple cultivars available. Tolerates moist, occasionally wet soil.		
<b>Buttonbush</b> <i>Cephalanthus occidentalis</i>	6-12ft tall	Deciduous	Adaptable to many soils, except for dry ones. Tolerant of heat and soil compaction.		

# Invasive Species: DO NOT PLANT!

**Invasive Plant:**  
Non-native species that spread rapidly, outcompete native plants, and disrupt natural systems.

Common Name  
Species

**Elephant Ear**

*Colocasia esculenta*




**Yellow Flag Iris**

*Iris pseudacorus*



**Coral Ardesia**

*Ardisia crenata*



**Cherokee Rose**

*Rosa laevigata*



**Monkey Grass**


*Liriope muscari*



Common Name  
Species


**Nandina**

*Nandina domestica*



**Chinese Wisteria**

*Wisteria sinensis*




**Autumn Olive**

*Elaeagnus umbellata*




**English Ivy**

*Hedera helix*




**Chinese Privet**

*Ligustrum sinense*



Typical Form



# **Tree Species Recommendations**

# Species Selection: Small Trees

**Streetscape:**  
 Small soil areas (300-600 cubic ft)  
 Under overhead utilities  
 Over underground utilities (not water)

Common Name Species	Common Name Species	Common Name Species	Common Name Species	Common Name Species
<b>Wax Myrtle</b> <i>Myrica cerifera</i>	<b>Yaupon Holly</b> <i>Ilex vomitoria</i>	<b>American hornbeam</b> <i>Carpinus caroliniana</i>	<b>Possumhaw Holly</b> <i>Ilex decidua</i>	<b>Daloon Holly</b> <i>Ilex cassine</i>
Dwarf wax myrtle 'Little Gem' Magnolia 'Reddy Bear Magnolia'	'Aurea' 'Bordeaux' 'Jewel'	Eastern Hop-hornbeam 'Native Flame' 'Pallisade'	'Byers Golden' 'Finch's Golden' 'Warren's Red'	'Angustifolia'
Evergreen	Evergreen	Deciduous	Deciduous	Evergreen
<b>Comments</b> Tends to root sucker, used as a shrub or hedge. Beautiful blue berries.	<b>Comments</b> Often used as a shrub. Can form thickets if root suckers not removed.	<b>Comments</b> Sensitive to drought, heat and soil compaction.	<b>Comments</b> Works especially well as a winter accent.	<b>Comments</b> Relatively pest and disease-free
<b>Common Form</b>	<b>Common Form</b>	<b>Common Form</b>	<b>Common Form</b>	<b>Common Form</b>
<b>Trait Highlight</b>	<b>Trait Highlight</b>	<b>Trait Highlight</b>	<b>Trait Highlight</b>	<b>Trait Highlight</b>

# Species Selection: Small Trees

**Streetscapes:**  
Small soil areas (300-600 cubic ft)  
Under overhead utilities  
Over underground utilities (not water)

Common Name Species	Common Serviceberry <i>Amelanchier arborea</i>	Swamp Titi <i>Cyrilla racemifolia</i>	Eastern Redbud <i>Cercis canadensis</i>	Mexican Plum <i>Prunus mexicana</i>	American Fringetree <i>Chionanthus virginicus</i>
Cultivars & Alternatives	Canadian Serviceberry Mayhaw	Black Titi 'Chippole Pink'	'Carolina Sweetheart' 'Flame Thrower' 'Forest Pansy'	Chickasaw Plum 'Guthrie' American plum	'Spring Fleecing' 'Prodigy'
Leaf Loss	Deciduous	Deciduous	Deciduous	Deciduous	Deciduous
Species Comments	Blooming small tree to large shrub. Grows best in moist, well-drained soils.	Blooming small tree or shrub with fragrant flowers. Can form thickets.	Showy pink blooms in February to early March. Sensitive to herbicides.	Produces fragrant white flowers in early spring. Supports native bees.	Prolific white flowers in early summer. Some susceptibility to pests.
Typical Form					
Trait Highlight					

# Species Selection: Medium Trees

**Streetscapes:**  
6-7ft planting width  
900-1200 cubic ft soil volume  
(No overhead utilities)

Common Name Species	Cherry Laurel <i>Prunus caroliniana</i>	Attenuata Hollies <i>Ilex x attenuata</i>	American Holly <i>Ilex opaca</i>	Redbay Tree <i>Ternstroemia bitorbonica</i>	Sweetbay Magnolia <i>Magnolia virginiana</i>
Cultivars & Alternatives	'Bright 'N' Tight' Black Cherry	'Savannah' 'Foster' 'Engelston'	'Liberty' 'Greenleaf' 'Judy Evans'	Swamp bay	'Evergreen' 'Green Shadow' 'Silver Mist'
Leaf Loss	Evergreen	Evergreen	Evergreen	Evergreen	Semi-Evergreen
Species Comments	Fragrant white flowers. Can self-seed into surrounding landscapes.	Hybrids of Dahoon x American holly, grows in specific forms.	Ideal for privacy screens, barriers, and hedges as a large shrub.	Adaptable tree or large shrub with fragrant leaves.	Slender tree available in small and medium varieties.
Typical Form					
Trait Highlight					






# Species Selection: Medium Trees

**Streetscapes:**  
7-9 ft planting width  
900-1,200 cubic ft soil volume  
No overhead or underground utilities

Common Name Species	Cultivars & Alternatives	Leaf Loss	Species Comments	Typical Form	Trait Highlight
<b>River Birch</b> <i>Betula nigra</i>	'Heritage' American Beech	Deciduous	Adaptable and heat tolerant tree. *Requires root barrier.		
<b>Southern Sugar Maple</b> <i>Acer floridanum</i>	Red Maple Sugar Maple Swamp Red Maple	Deciduous	A good plant in hurricane-prone areas due to its strong limbs and smaller size.		
<b>Winged Elm</b> <i>Ulmus alata</i>	Cedar Elm American Elm Slippery Elm	Deciduous	A sturdy, fast growing tree. Adaptable to urban stressors.		
<b>Black Tupelo</b> <i>Nyssa sylvatica</i>	'Alterburner' 'Fire Starter' 'Sparkler'	Deciduous	Tolerant of compacted soils, poor drainage, and drought.		
<b>Eastern Red Cedar</b> <i>Juniperus virginiana</i>	'Taylor' 'Brodie'	Evergreen	Strong, low maintenance tree that is tolerant of many soil types.		











# Species Selection: Large Trees

**Streetscapes:**  
10+ ft planting width  
1,500+ cubic ft soil volume  
No overhead or underground utilities

Common Name Species	Southern Magnolia <i>Magnolia grandiflora</i>	Nuttall Oak <i>Quercus texona</i>	Swamp Chestnut Oak <i>Quercus michauxii</i>	Willow Oak <i>Quercus phellos</i>	Southern Live Oak <i>Quercus virginiana</i>
Cultivars & Alternatives	'DD Blanchard' 'Alta' (Dwarf) 'Little Gem' (Dwarf)	Cherrybark Oak Shumard Oak Southern Red Oak	Swamp White Oak Bur Oak Overcup Oak	'High Tower' 'Ascendor' Laurel Oak	'Cajun' 'Cathedral' 'Joan Linnett'
Leaf Loss	Semi-Evergreen	Deciduous	Deciduous	Deciduous	Semi-Evergreen
Species Comments	Leaf drop in both fall and spring. Leaves can be chopped to recycle nutrients.	This large shade tree is highly adaptable to urban conditions and does well as a street tree.	An adaptable tree for urban conditions and makes a great shade tree.	It is adaptable to a variety of soil types and is tolerant of urban pollution.	It makes a magnificent shade tree for large areas with a broad spreading canopy.
Typical Form					
Trait Highlight					

# Species Selection: Park Trees

**Parks::**  
10+ ft planting width  
1,500+ cubic ft soil volume  
No overhead or underground utilities

Common Name Species	Cultivars & Alternatives	Leaf Loss	Species Comments	Typical Form	Trait Highlight
<b>Southern Sugarberry</b> <i>Celtis laevigata</i>	Hickberry American Beech Green Ash	Deciduous	Tree with broad, rounded, open crown of spreading or slightly drooping branches.		
<b>American Sycamore</b> <i>Platanus occidentalis</i>	American Sweetgum Tulip-Poplar Southern Catalpa	Deciduous	Wide spreading, irregularly shaped crown and distinctive bark.		
<b>Pignut Hickory</b> <i>Carya glabra</i>	Bitter Pecan Mockernut Hickory Shagbark Hickory	Deciduous	A strong, tall tree with a straight trunk and dense oval to rounded form.		
<b>Baldcypress</b> <i>Taxodium distichum</i>	Pond Cypress Montezuma Cypress Atlantic White Cedar	Deciduous	This plant does best in natural areas and has superb fall color with unique spring flowers.		
<b>Loblolly Pine</b> <i>Pinus taeda</i>	Spruce Pine Longleaf Pine Shortleaf Pine	Evergreen	Plant these away from structures in a mass planting in a naturalized area.		

# Invasive Trees: DO NOT PLANT!

**Invasive Plant:**  
Non-native species that spread rapidly, outcompete native plants, and disrupt natural systems.

Common Name  
Species

**Lacebark Elm**

*Ulmus parvifolia*



**Bradford Pear**

*Pyrus calleryana*



**Sawtooth Oak**

*Quercus acutissima*



**Glossy Privet**

*Ligustrum lucidum*



**Mimosa Tree**


*Albizia julibrissin*



Common Name  
Species


**Tallow Tree**

*Triadica sebifera*



**Parasol Tree**

*Firmiana simplex*



**Camphor Tree**

*Camphora officinarum*



**White Mulberry**

*Morus alba*



**Tree of Heaven**

*Ailanthus altissima*



TREE AMIS, LLC  
Abbie Judice Acosta  
abbie@treeamis.org

ISA Certified Arborist #SC-10801A  
LA Arborist Licensed #25-2782  
Tree Risk Assessment Qualified



## Internal Memorandum

Community Development and Planning Department  
Planning Division (5901)

**TO:** Rachel Godeaux **DATE:** March 19, 2026  
**FROM:** Cathie Gilbert  
**THRU:** Christina Dayries *CD*  
**SUBJECT:** Resolution

---

The attached resolution would approve and adopt a Lafayette Native Landscaping Guide as a standard for all public infrastructure projects where landscaping is part of the project. The purpose of the planting guide is to achieve the following goals:

1. Native plants support local ecosystems, biodiversity, long-term maintenance cost and less irrigation, fertilizer and treatments.
2. Trees and green landscaping areas provide public benefits, shade, stormwater absorption, improve air quality, aesthetic enhancement, and quality of life for residents.
3. A native landscaping guide incorporates the "Right tree, Right place" principle, taking into site specific consideration, overhead powerlines, underground utilities, drainage system and surrounding infrastructure.
4. Adopting a standard native landscaping guide will provide clear direction to engineers, landscaping architects, contractors and staff involved in the planning, design and implementation of public projects.
5. A Lafayette Native Landscaping Guide is necessary for official guidance for landscaping and tree selection on applicable public projects commenced by Lafayette Consolidated Government.
6. All relevant LCG departments shall reference and utilize the adopted guide when selecting plants for public spaces, parks and capital improvement projects.

We are requesting that this ordinance be placed on the City and Parish Councils' agenda on April 7<sup>th</sup>. Please call if you have any questions or require additional information in this matter.

*Cathie Gilbert*  
\_\_\_\_\_  
Cathie Gilbert  
Planning Manager

**RECEIVED**

MAR 16 2026

OFFICE OF THE CAO

LAFAYETTE JOINT COUNCIL MEETING

AGENDA ITEM SUBMITTAL FORM

- 1) **JUSTIFICATION FOR REQUEST:** The attached resolution would approve and adopt a Lafayette Native Landscaping Guide as a standard for all public infrastructure projects where landscaping is part of the project.
- 2) **ACTION REQUESTED:** To authorize a joint resolution of the Lafayette City Council and the Lafayette Parish Council approving and adopting a native landscaping guide for public spaces within the City of Lafayette and Lafayette Parish.
- 3) **REQUEST ACTION OF COUNCIL:**
- A. INTRODUCTION:
  - B. FINAL ADOPTION: April 7, 2026
- 4) **DOCUMENTATION INCLUDED WITH THIS REQUEST:**
- A. Cover letter (1 page)
  - B. Submittal Form (1 page)
  - C. Resolution (3 pages)
  - D. Appendix (25 pages)
- 5) **FISCAL IMPACT:**
- Fiscal Impact (will be detailed in Cost-Revenue Analysis)
- No Fiscal Impact

RECOMMENDED BY:



CHRISTINA DAYRIES

APPROVED FOR AGENDA:



CHIEF ADMINISTRATIVE OFFICER